

Signify Classified - Internal
Cooper Lighting Solutions Photometric Lab
1121 Highway 74 South
Peachtree City, GA 30269



Scaled data based on original data using
LM-79-08 Approved Method: Electrical and Photometric Measurements of Solid-
State Lighting Products

Test Report Prepared for
Cooper Lighting Solutions
(formerly Eaton)

Brand: McGRAW-EDISON

Report Number: P438972

Luminaire Tested: **IST-SA1F-830-U-T4FT-HSS**

Issue Date: 12/10/2020

Test Information

Test Method: LM-79-08
Report Number: P438972
TEST IS SCALED FROM IESNA LM-79-08 TEST DATA (G3-2011-074-11)
Test Lab: INNOVATION CENTER
Issue Date: 12/10/2020
Manufacturer: COOPER LIGHTING SOLUTIONS (FORMERLY EATON)
Product Line: McGRAW-EDISON
Catalog Number: IST-SA1F-830-U-T4FT-HSS
Description: IMPACT ELITE LED TRAPEZOID LUMINAIRE
(1) 80 CRI, 3000K, 1200mA LIGHTSQUARE WITH 16 LEDS AND TYPE IV FORWARD
THROW OPTICS WITH HOUSE SIDE SHIELD
Light Source: -
Ballast/Driver: ELECTRONIC DRIVER

Summary

Lumens per Lamp: N/A
Luminaire Lumens: 4720 lumens
Efficiency: N/A
Efficacy: 71.5 lumens/watt
Luminous Opening: Rectangular (W 0.5' x L: 0.5' x H: 0')
IES Classification: Type IV - Short
BUG Rating: B1 - U0 - G2

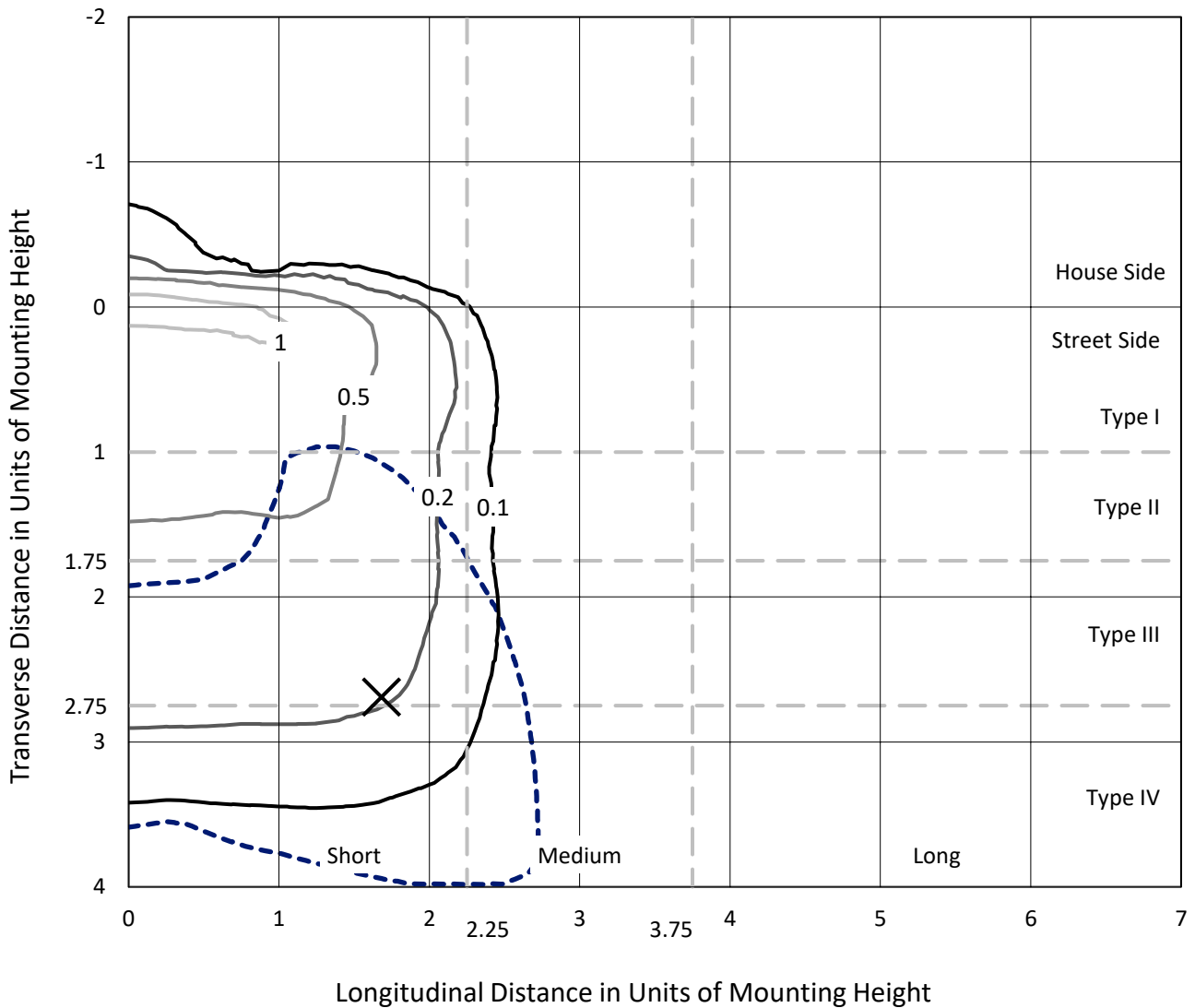
Input Watts (W): 66
Input Voltage (V): NR
Input Current (Ain): NR
Voltage Rise (V): NR
Power Factor: NR
Total Harmonic Distortion (THDi): NR
Frequency (hertz): 60
Stabilization Time: NR
Operation Time: NR
Ambient Temperature (°C): NR
Test Distance: 28.75 FT



REPORT NUMBER: P438972
 CATALOG NUMBER: IST-SA1F-830-U-T4FT-HSS

Iso-Footcandle Lines of Horizontal Illumination

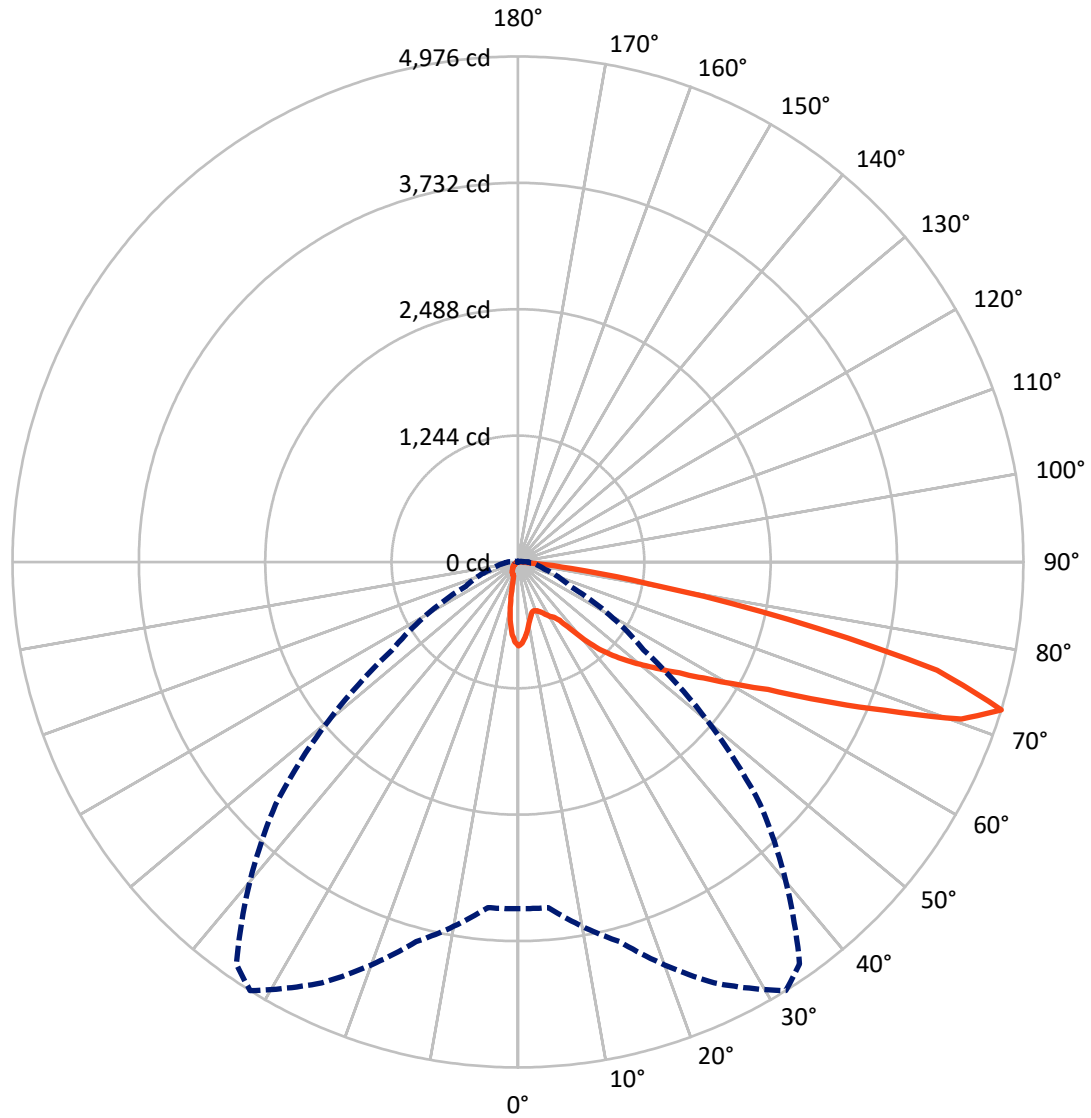
✕ Max cd
 - - - 1/2 Max cd



Based on 25 foot mounting height. Maximum calculated value = 1.3 fc
 Type IV - Short - N/A

REPORT NUMBER: P438972
CATALOG NUMBER: IST-SA1F-830-U-T4FT-HSS

Luminous Intensity Polar Plot



— Vertical Plane Through 32-Deg Lateral - - - Horizontal Cone Through 72.5-Deg Vertical

REPORT NUMBER: P438972
 CATALOG NUMBER: IST-SA1F-830-U-T4FT-HSS

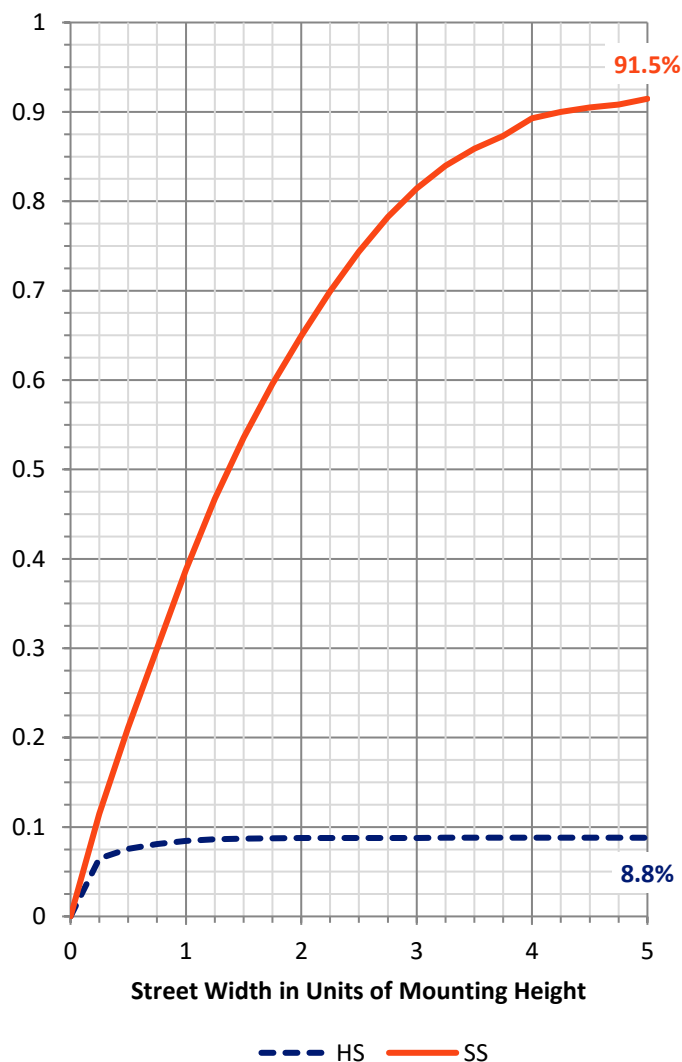
FLUX DISTRIBUTION:

		Downward	Upward	Total
House Side	Lumens	417.8	0.0	417.8
	% Fixture	8.9	0.0	8.9
Street Side	Lumens	4302.2	0.0	4302.2
	% Fixture	91.1	0.0	91.1
Total	Lumens	4720.0	0.0	4720.0
	% Fixture	100.0	0.0	100.0

ZONAL LUMENS:

Zone	Lumens	% Fixture
0°-10°	68.7	1.5
10°-20°	149.1	3.2
20°-30°	225.7	4.8
30°-40°	363.9	7.7
40°-50°	644.4	13.7
50°-60°	987.0	20.9
60°-70°	1320.4	28.0
70°-80°	911.6	19.3
80°-90°	49.4	1.0
90°-100°	0.0	0.0
100°-110°	0.0	0.0
110°-120°	0.0	0.0
120°-130°	0.0	0.0
130°-140°	0.0	0.0
140°-150°	0.0	0.0
150°-160°	0.0	0.0
160°-170°	0.0	0.0
170°-180°	0.0	0.0
0°-90°	4720.0	100.0
0°-180°	4720.0	100.0

Coefficient of Utilization



REPORT NUMBER: P438972

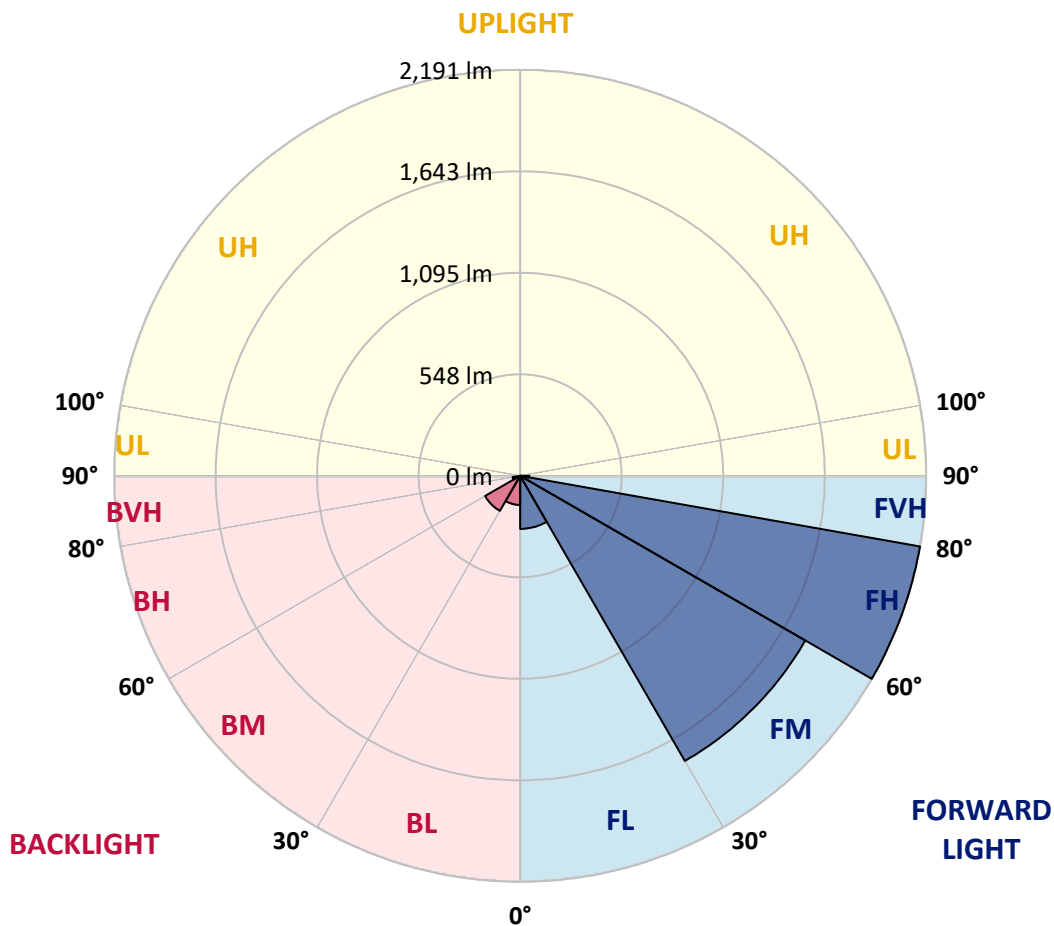
CATALOG NUMBER: IST-SA1F-830-U-T4FT-HSS

LUMINAIRE CLASSIFICATION SYSTEM LUMEN TABLE AND BUG RATING:

Zone	Lumens	% Fixture	Zone Rating/Lumen Limit		
			B	U	G
FL (0°-30°)	286.2	6.1			
FM (30°-60°)	1776.8	37.6			
FH (60°-80°)	2190.5	46.4			G2/5000
FVH (80°-90°)	48.7	1.0			G1/100
BL (0°-30°)	157.3	3.3	B1/500		
BM (30°-60°)	218.4	4.6	B0/220		
BH (60°-80°)	41.5	0.9	B0/110		G0/110
BVH (80°-90°)	0.6	0.0			G0/10
UL (90°-100°)	0.0	0.0		U0/0	
UH (100°-180°)	0.0	0.0		U0/0	

BUG Rating: B1-U0-G2

Type IV Short





REPORT NUMBER: P438972
 CATALOG NUMBER: IST-SA1F-830-U-T4FT-HSS

CANDELA DISTRIBUTION (FULL):

	0°	5°	15°	25°	32°	35°	45°	55°	65°	75°	85°
0°	826.9	826.9	826.9	826.9	826.9	826.9	826.9	826.9	826.9	826.9	826.9
2.5°	795.9	795.9	798.3	800.7	800.7	807.8	817.4	819.8	826.9	831.7	834.1
5°	712.2	721.8	721.8	733.7	743.3	752.9	776.8	791.1	815.0	831.7	836.5
7.5°	635.7	638.1	645.3	659.6	678.8	685.9	717.0	757.6	803.0	831.7	843.7
10°	559.3	561.7	566.4	587.9	607.1	623.8	666.8	717.0	781.5	831.7	853.2
12.5°	504.3	504.3	509.1	533.0	554.5	571.2	619.0	683.5	760.0	834.1	867.6
15°	485.2	485.2	482.8	494.7	513.9	528.2	583.2	654.9	740.9	838.9	881.9
17.5°	494.7	494.7	485.2	487.6	504.3	513.9	561.7	633.4	731.3	848.5	905.8
20°	513.9	513.9	494.7	494.7	511.5	518.6	559.3	621.4	726.6	865.2	939.3
22.5°	535.4	537.8	511.5	511.5	528.2	535.4	573.6	628.6	733.7	886.7	972.7
25°	571.2	571.2	537.8	537.8	552.1	564.0	599.9	650.1	743.3	913.0	1025.3
27.5°	621.4	619.0	576.0	564.0	585.6	595.1	635.7	676.4	752.9	944.1	1073.1
30°	681.2	669.2	626.2	602.3	621.4	628.6	669.2	712.2	781.5	989.5	1147.2
32.5°	745.7	750.5	681.2	638.1	647.7	657.3	709.8	767.2	829.3	1049.2	1247.6
35°	872.4	872.4	800.7	719.4	702.7	707.4	764.8	838.9	889.1	1149.6	1362.3
37.5°	1030.1	1034.9	968.0	881.9	829.3	807.8	848.5	924.9	975.1	1276.3	1489.0
40°	1202.2	1195.0	1125.7	1046.8	1003.8	977.5	956.0	1046.8	1092.2	1412.5	1615.7
42.5°	1345.6	1331.2	1238.0	1197.4	1171.1	1137.7	1094.6	1199.8	1242.8	1584.6	1761.5
45°	1438.8	1426.8	1333.6	1321.7	1312.1	1293.0	1302.6	1383.8	1424.5	1783.0	1914.4
47.5°	1510.5	1493.8	1414.9	1431.6	1450.7	1469.9	1553.5	1613.3	1603.7	1964.6	2038.7
50°	1608.5	1584.6	1510.5	1544.0	1594.1	1632.4	1823.6	1840.3	1766.2	2120.0	2151.0
52.5°	1668.2	1639.6	1620.4	1675.4	1749.5	1797.3	2120.0	2055.4	1895.3	2232.3	2239.5
55°	1718.4	1716.0	1749.5	1821.2	1928.8	1988.5	2363.7	2239.5	1978.9	2347.0	2287.3
57.5°	1871.4	1861.8	1919.2	1976.6	2155.8	2256.2	2626.6	2373.3	2038.7	2409.1	2261.0
60°	2088.9	2093.7	2096.1	2201.2	2430.7	2569.3	2834.6	2485.6	2084.1	2418.7	2184.5
62.5°	2428.3	2461.7	2404.4	2485.6	2762.9	2937.3	3035.3	2566.9	2069.8	2349.4	1990.9
65°	2920.6	2908.7	2827.4	2918.2	3288.7	3396.2	3243.3	2590.8	1986.1	2110.4	1627.6
67.5°	3422.5	3427.3	3389.1	3532.5	3893.4	3874.2	3477.5	2509.5	1771.0	1594.1	1020.5
70°	3750.0	3757.1	3852.7	4239.9	4631.9	4500.4	3668.7	2222.7	1247.6	760.0	387.2
72.5°	3413.0	3415.4	3869.5	4572.1	4976.0	4832.6	3372.3	1510.5	568.8	270.1	136.2
75°	2160.6	2053.0	2875.2	3876.6	4261.4	4120.4	2404.4	705.1	251.0	136.2	57.4
77.5°	752.9	764.8	1171.1	2232.3	2722.2	2779.6	1235.6	231.8	138.6	93.2	31.1
80°	150.6	169.7	346.6	822.2	1290.6	1340.8	446.9	112.3	90.8	71.7	16.7
82.5°	9.6	12.0	102.8	341.8	528.2	501.9	88.4	57.4	62.1	50.2	9.6
85°	0.0	0.0	7.2	57.4	95.6	71.7	9.6	14.3	26.3	28.7	4.8
87.5°	0.0	0.0	0.0	0.0	0.0	0.0	0.0	0.0	0.0	2.4	0.0
90°	0.0	0.0	0.0	0.0	0.0	0.0	0.0	0.0	0.0	0.0	0.0



REPORT NUMBER: P438972
 CATALOG NUMBER: IST-SA1F-830-U-T4FT-HSS

CANDELA DISTRIBUTION (continued):

	90°	95°	105°	115°	125°	135°	145°	155°	165°	175°	180°
0°	826.9	826.9	826.9	826.9	826.9	826.9	826.9	826.9	826.9	826.9	826.9
2.5°	834.1	834.1	822.2	817.4	810.2	800.7	791.1	786.3	776.8	779.1	779.1
5°	836.5	831.7	817.4	795.9	772.0	748.1	719.4	700.3	678.8	683.5	681.2
7.5°	841.3	838.9	805.4	767.2	724.2	671.6	621.4	578.4	540.1	530.6	523.4
10°	850.9	843.7	795.9	733.7	647.7	561.7	475.6	401.5	370.5	337.0	329.8
12.5°	860.4	848.5	779.1	685.9	554.5	427.8	315.5	248.6	207.9	196.0	191.2
15°	874.8	855.6	757.6	619.0	444.5	289.2	198.4	162.5	155.4	153.0	153.0
17.5°	893.9	860.4	736.1	542.5	327.4	186.4	145.8	145.8	148.2	150.6	150.6
20°	922.6	872.4	705.1	449.3	219.9	141.0	138.6	141.0	143.4	145.8	145.8
22.5°	953.6	891.5	669.2	351.3	155.4	131.5	131.5	133.8	136.2	138.6	138.6
25°	989.5	905.8	621.4	251.0	129.1	124.3	124.3	126.7	129.1	131.5	131.5
27.5°	1027.7	922.6	556.9	172.1	117.1	117.1	119.5	121.9	124.3	124.3	126.7
30°	1085.1	948.8	490.0	126.7	107.6	107.6	112.3	117.1	119.5	119.5	121.9
32.5°	1159.2	970.4	399.1	107.6	100.4	98.0	102.8	109.9	114.7	117.1	117.1
35°	1240.4	1001.4	298.8	98.0	93.2	90.8	93.2	100.4	109.9	114.7	114.7
37.5°	1324.1	1030.1	222.3	93.2	86.0	83.7	86.0	90.8	100.4	109.9	112.3
40°	1407.7	1034.9	160.1	86.0	81.3	78.9	78.9	83.7	93.2	102.8	105.2
42.5°	1493.8	1054.0	121.9	81.3	74.1	74.1	74.1	76.5	83.7	90.8	93.2
45°	1591.8	1066.0	98.0	74.1	69.3	69.3	69.3	69.3	74.1	76.5	76.5
47.5°	1675.4	1049.2	78.9	66.9	64.5	64.5	64.5	62.1	62.1	59.8	59.8
50°	1735.2	1011.0	64.5	59.8	59.8	62.1	57.4	52.6	52.6	47.8	47.8
52.5°	1771.0	953.6	55.0	52.6	57.4	57.4	50.2	47.8	43.0	38.2	35.9
55°	1768.6	858.0	47.8	45.4	50.2	50.2	43.0	38.2	33.5	28.7	28.7
57.5°	1699.3	752.9	43.0	38.2	43.0	40.6	35.9	28.7	23.9	19.1	19.1
60°	1591.8	640.5	38.2	31.1	33.5	31.1	28.7	21.5	16.7	12.0	12.0
62.5°	1446.0	535.4	31.1	26.3	23.9	23.9	21.5	16.7	9.6	7.2	7.2
65°	1168.7	396.7	23.9	19.1	16.7	19.1	14.3	9.6	4.8	2.4	2.4
67.5°	721.8	227.1	19.1	14.3	12.0	14.3	9.6	7.2	2.4	0.0	0.0
70°	284.4	98.0	14.3	9.6	9.6	9.6	7.2	4.8	0.0	0.0	0.0
72.5°	98.0	43.0	12.0	7.2	7.2	4.8	4.8	2.4	0.0	0.0	0.0
75°	43.0	26.3	9.6	7.2	4.8	4.8	2.4	2.4	0.0	0.0	0.0
77.5°	23.9	16.7	7.2	4.8	4.8	2.4	2.4	2.4	0.0	0.0	0.0
80°	14.3	9.6	4.8	4.8	4.8	2.4	2.4	2.4	0.0	0.0	0.0
82.5°	9.6	4.8	2.4	2.4	2.4	2.4	2.4	2.4	0.0	0.0	0.0
85°	4.8	2.4	0.0	2.4	0.0	0.0	0.0	0.0	0.0	0.0	0.0
87.5°	0.0	0.0	0.0	0.0	0.0	0.0	0.0	0.0	0.0	0.0	0.0
90°	0.0	0.0	0.0	0.0	0.0	0.0	0.0	0.0	0.0	0.0	0.0

Cooper Lighting Solutions Photometric Lab
1121 Highway 74 South
Peachtree City, GA 30269



LM-79-2019: Approved Method: Electrical and Photometric Measurements of Solid-State Lighting Products

Report Prepared for

Cooper Lighting Solutions

MCGRAW EDISON

Report Number: SP1-2408-195-9

Test Date: 08/07/2024

Luminaire Tested: GALN-SB1A-830-U-5WQ

Data in this report applies to families of products including GALN-SB1A-830-U-5WQ.

Test Information

Test Method: LM-79-2019
 Report Number: SP1-2408-195-9
 Test Lab: COOPER LIGHTING SOLUTIONS
 Photometer: SP1 - 76IN SPHERE
 Measurement Geometry: 4π
 Issue Date: 08/07/2024
 Manufacturer: COOPER LIGHTING SOLUTIONS
 Product Line: MCGRAW EDISON
 Catalog Number: **GALN-SB1A-830-U-5WQ**
 Description: GALLEON AREA AND ROADWAY LUMINAIRE. (1) 80 CRI, 3000K, 350MA HIGH DENSITY LIGHTSQUARE WITH 26 LEDS AND TYPE V WIDE OPTICS

Spectral Parameters

CCT (K): 3050
 CIE u': 0.2476
 CIE v': 0.5251
 Duv: 0.0034
 CIE x: 0.4383
 CIE y: 0.4131
 CIE z: 0.1487
 Peak Wavelength (nm): 603
 Dominant Wavelength (nm): 581
 Purity: 55.55201
 Rf: 81.5
 Rg: 99.2

CRI (Ra):	81.0		
R1:	79.6	R9:	7.1
R2:	85.6	R10:	67.0
R3:	92.0	R11:	82.7
R4:	82.6	R12:	63.2
R5:	78.9	R13:	80.3
R6:	81.7	R14:	95.0
R7:	85.2	R15:	71.7
R8:	62.0		



Test Conditions
 Stabilization Time: 20M
 Operation Time: 1H 20M
 Sphere Temperature (°C): 24.2

REPORT NUMBER: SP1-2408-195-9

Measurement and Test Equipment			
Instrument	Identification Number	Calibration Date	Calibration Due Date
Photometer	IN0058	6/18/2024	12/18/2024
Power Meter	INXT2011004	2/8/2024	2/8/2025
AC Power Source	IN0063	10/24/2023	10/24/2024
DC Power Source	IN0208	10/24/2023	10/24/2024
Sphere Thermometer	IN0085	10/24/2023	10/24/2024
Room Thermometer	IN0046	10/24/2023	10/24/2024

REPORT NUMBER: SP1-2408-195-9

CIE 1931 Chromaticity Diagram



CIE 1931 Chromaticity Diagram with 2017 ANSI 7-Step and 4-Step Quadrangles



CCT = 3050K
 CIE x = 0.4383
 CIE y = 0.4131
 Duv = 0.0034

Point lies inside the ANSI 3000K 4-step quadrangle

REPORT NUMBER: SP1-2408-195-9

Photopic Flux vs. Wavelength



Photopic Lumens: NR

λ (nm)	Power W [^] /nm	Lumens (ϕ /nm)	λ (nm)	Power W [^] /nm	Lumens (ϕ /nm)	λ (nm)	Power W [^] /nm	Lumens (ϕ /nm)	λ (nm)	Power W [^] /nm	Lumens (ϕ /nm)	λ (nm)	Power W [^] /nm	Lumens (ϕ /nm)
360	0	NR	490	168	NR	620	940	NR	750	35	NR	880	1	NR
365	0	NR	495	233	NR	625	897	NR	755	30	NR	885	1	NR
370	0	NR	500	300	NR	630	847	NR	760	26	NR	890	1	NR
375	0	NR	505	372	NR	635	790	NR	765	22	NR	895	1	NR
380	0	NR	510	430	NR	640	730	NR	770	19	NR	900	1	NR
385	0	NR	515	483	NR	645	668	NR	775	16	NR	905	1	NR
390	0	NR	520	524	NR	650	605	NR	780	14	NR	910	0	NR
395	2	NR	525	555	NR	655	545	NR	785	12	NR	915	0	NR
400	4	NR	530	581	NR	660	485	NR	790	10	NR	920	0	NR
405	7	NR	535	604	NR	665	430	NR	795	9	NR	925	0	NR
410	17	NR	540	623	NR	670	378	NR	800	8	NR	930	0	NR
415	34	NR	545	645	NR	675	331	NR	805	7	NR	935	0	NR
420	68	NR	550	667	NR	680	290	NR	810	6	NR	940	0	NR
425	128	NR	555	693	NR	685	251	NR	815	5	NR	945	0	NR
430	214	NR	560	719	NR	690	218	NR	820	4	NR	950	0	NR
435	339	NR	565	754	NR	695	188	NR	825	4	NR	955	0	NR
440	507	NR	570	791	NR	700	162	NR	830	3	NR	960	0	NR
445	573	NR	575	830	NR	705	139	NR	835	3	NR	965	0	NR
450	356	NR	580	873	NR	710	119	NR	840	3	NR	970	0	NR
455	217	NR	585	913	NR	715	102	NR	845	2	NR	975	0	NR
460	168	NR	590	948	NR	720	88	NR	850	2	NR	980	0	NR
465	113	NR	595	974	NR	725	76	NR	855	2	NR	985	0	NR
470	85	NR	600	994	NR	730	65	NR	860	1	NR	990	0	NR
475	85	NR	605	998	NR	735	55	NR	865	1	NR	995	0	NR
480	94	NR	610	994	NR	740	47	NR	870	1	NR	1000	0	NR
485	120	NR	615	973	NR	745	41	NR	875	1	NR			

REPORT NUMBER: SP1-2408-195-9

Scotopic Flux vs. Wavelength



Scotopic Lumens: NR

S/P: 1.27

λ (nm)	Power W [^] /nm	Lumens (ϕ /nm)	λ (nm)	Power W [^] /nm	Lumens (ϕ /nm)	λ (nm)	Power W [^] /nm	Lumens (ϕ /nm)	λ (nm)	Power W [^] /nm	Lumens (ϕ /nm)	λ (nm)	Power W [^] /nm	Lumens (ϕ /nm)
360	0	NR	490	168	NR	620	940	NR	750	35	NR	880	1	NR
365	0	NR	495	233	NR	625	897	NR	755	30	NR	885	1	NR
370	0	NR	500	300	NR	630	847	NR	760	26	NR	890	1	NR
375	0	NR	505	372	NR	635	790	NR	765	22	NR	895	1	NR
380	0	NR	510	430	NR	640	730	NR	770	19	NR	900	1	NR
385	0	NR	515	483	NR	645	668	NR	775	16	NR	905	1	NR
390	0	NR	520	524	NR	650	605	NR	780	14	NR	910	0	NR
395	2	NR	525	555	NR	655	545	NR	785	12	NR	915	0	NR
400	4	NR	530	581	NR	660	485	NR	790	10	NR	920	0	NR
405	7	NR	535	604	NR	665	430	NR	795	9	NR	925	0	NR
410	17	NR	540	623	NR	670	378	NR	800	8	NR	930	0	NR
415	34	NR	545	645	NR	675	331	NR	805	7	NR	935	0	NR
420	68	NR	550	667	NR	680	290	NR	810	6	NR	940	0	NR
425	128	NR	555	693	NR	685	251	NR	815	5	NR	945	0	NR
430	214	NR	560	719	NR	690	218	NR	820	4	NR	950	0	NR
435	339	NR	565	754	NR	695	188	NR	825	4	NR	955	0	NR
440	507	NR	570	791	NR	700	162	NR	830	3	NR	960	0	NR
445	573	NR	575	830	NR	705	139	NR	835	3	NR	965	0	NR
450	356	NR	580	873	NR	710	119	NR	840	3	NR	970	0	NR
455	217	NR	585	913	NR	715	102	NR	845	2	NR	975	0	NR
460	168	NR	590	948	NR	720	88	NR	850	2	NR	980	0	NR
465	113	NR	595	974	NR	725	76	NR	855	2	NR	985	0	NR
470	85	NR	600	994	NR	730	65	NR	860	1	NR	990	0	NR
475	85	NR	605	998	NR	735	55	NR	865	1	NR	995	0	NR
480	94	NR	610	994	NR	740	47	NR	870	1	NR	1000	0	NR
485	120	NR	615	973	NR	745	41	NR	875	1	NR			

REPORT NUMBER: SP1-2408-195-9

Melanopic Flux vs. Wavelength



Melanopic Lumens: NR

M/P: 2.32

λ (nm)	Power W [^] /nm	Lumens (φ/nm)	λ (nm)	Power W [^] /nm	Lumens (φ/nm)	λ (nm)	Power W [^] /nm	Lumens (φ/nm)	λ (nm)	Power W [^] /nm	Lumens (φ/nm)	λ (nm)	Power W [^] /nm	Lumens (φ/nm)
360	0	NR	490	168	NR	620	940	NR	750	35	NR	880	1	NR
365	0	NR	495	233	NR	625	897	NR	755	30	NR	885	1	NR
370	0	NR	500	300	NR	630	847	NR	760	26	NR	890	1	NR
375	0	NR	505	372	NR	635	790	NR	765	22	NR	895	1	NR
380	0	NR	510	430	NR	640	730	NR	770	19	NR	900	1	NR
385	0	NR	515	483	NR	645	668	NR	775	16	NR	905	1	NR
390	0	NR	520	524	NR	650	605	NR	780	14	NR	910	0	NR
395	2	NR	525	555	NR	655	545	NR	785	12	NR	915	0	NR
400	4	NR	530	581	NR	660	485	NR	790	10	NR	920	0	NR
405	7	NR	535	604	NR	665	430	NR	795	9	NR	925	0	NR
410	17	NR	540	623	NR	670	378	NR	800	8	NR	930	0	NR
415	34	NR	545	645	NR	675	331	NR	805	7	NR	935	0	NR
420	68	NR	550	667	NR	680	290	NR	810	6	NR	940	0	NR
425	128	NR	555	693	NR	685	251	NR	815	5	NR	945	0	NR
430	214	NR	560	719	NR	690	218	NR	820	4	NR	950	0	NR
435	339	NR	565	754	NR	695	188	NR	825	4	NR	955	0	NR
440	507	NR	570	791	NR	700	162	NR	830	3	NR	960	0	NR
445	573	NR	575	830	NR	705	139	NR	835	3	NR	965	0	NR
450	356	NR	580	873	NR	710	119	NR	840	3	NR	970	0	NR
455	217	NR	585	913	NR	715	102	NR	845	2	NR	975	0	NR
460	168	NR	590	948	NR	720	88	NR	850	2	NR	980	0	NR
465	113	NR	595	974	NR	725	76	NR	855	2	NR	985	0	NR
470	85	NR	600	994	NR	730	65	NR	860	1	NR	990	0	NR
475	85	NR	605	998	NR	735	55	NR	865	1	NR	995	0	NR
480	94	NR	610	994	NR	740	47	NR	870	1	NR	1000	0	NR
485	120	NR	615	973	NR	745	41	NR	875	1	NR			

Summary

$R_f = 81.5$
 $R_g = 99.2$
 $CIE R_a = 81.0$
 $R_9 = 7.1$



Color Vector Graphics



Individual Sample Fidelity Index ($R_{f,i}$)

CES01 = 86	CES26 = 74	CES51 = 89	CES76 = 70
CES02 = 63	CES27 = 88	CES52 = 92	CES77 = 86
CES03 = 31	CES28 = 89	CES53 = 81	CES78 = 72
CES04 = 70	CES29 = 67	CES54 = 87	CES79 = 90
CES05 = 50	CES30 = 68	CES55 = 85	CES80 = 88
CES06 = 51	CES31 = 71	CES56 = 78	CES81 = 78
CES07 = 42	CES32 = 70	CES57 = 76	CES82 = 95
CES08 = 41	CES33 = 71	CES58 = 78	CES83 = 90
CES09 = 29	CES34 = 82	CES59 = 92	CES84 = 94
CES10 = 76	CES35 = 90	CES60 = 95	CES85 = 86
CES11 = 59	CES36 = 93	CES61 = 93	CES86 = 72
CES12 = 65	CES37 = 87	CES62 = 83	CES87 = 85
CES13 = 43	CES38 = 75	CES63 = 77	CES88 = 83
CES14 = 74	CES39 = 94	CES64 = 83	CES89 = 75
CES15 = 71	CES40 = 89	CES65 = 77	CES90 = 81
CES16 = 47	CES41 = 85	CES66 = 80	CES91 = 96
CES17 = 50	CES42 = 86	CES67 = 79	CES92 = 73
CES18 = 56	CES43 = 81	CES68 = 84	CES93 = 84
CES19 = 72	CES44 = 99	CES69 = 91	CES94 = 64
CES20 = 66	CES45 = 87	CES70 = 78	CES95 = 80
CES21 = 87	CES46 = 82	CES71 = 76	CES96 = 84
CES22 = 79	CES47 = 77	CES72 = 92	CES97 = 87
CES23 = 92	CES48 = 71	CES73 = 71	CES98 = 81
CES24 = 91	CES49 = 81	CES74 = 93	CES99 = 74
CES25 = 72	CES50 = 89	CES75 = 74	



Color Rendition by Hue-Angle Bin



Measure Comparisons



(END OF REPORT)